




LEGEND:

- ① JUMBO RECTANGULAR PLASTIC VALVE BOX WITH LOCKING LID (PER PLAN AS SPECIFIED), COVER SHALL BE MARKED "BV" OR "GV" VIA BRANDING (2")
- ② FINISH GRADE
- ③ LOCKING BALL VALVE OR GATE VALVE (PER PLAN AS SPECIFIED)
- ④ 3/4" WASHED CRUSHED AGGREGATE BASE
- ⑤ SCH 80 PVC TOE NIPPLE ASSEMBLY (REFER TO STANDARD MVLI-544A-0)
- ⑥ SCH 80 PVC UNION, FIPT x FIPT
- ⑦ 1/4" GALVANIZED WIRE MESH
- ⑧ CONCRETE BLOCK, TYPICAL OF 4
- ⑨ SCH 80 CLOSE NIPPLE
- ⑩ VALVE BOX EXTENSION (AS NECESSARY)

NOTES:

- 1) PLACE AGGREGATE PRIOR TO INSTALLATION OF VALVE BOX.
- 2) IF BALL VALVES ARE USED, A JUMBO RECTANGULAR BOX SHALL BE INSTALLED. BALL VALVES UNDER 2" TO HAVE HANDLE LOCATED VERTICALLY. BALL VALVES LARGER THAN 2" TO HAVE A 2" SQUARE NUT AND DELETE HANDLE.
- 3) CAST IRON AND / OR FLANGED VALVES WILL REQUIRE A POURED-IN-PLACE CONCRETE SUPPORT (NOT SHOWN).

NOT TO SCALE

	RECOMMENDED:  1.16.14 DIVISION MANAGER DATE	<h2 style="margin: 0;">CITY OF MORENO VALLEY</h2> <p style="margin: 0;">FINANCIAL & MANAGEMENT SERVICES DEPARTMENT - SPECIAL DISTRICTS DIVISION</p>	STANDARD PLAN <h3 style="margin: 0;">MVLI-551A-0</h3>
	APPROVED:  1/29/14 PUBLIC WORKS DIRECTOR / DATE CITY ENGINEER	<h3 style="margin: 0;">BALL VALVE / GATE VALVE</h3> <h3 style="margin: 0;">3" OR SMALLER</h3>	