

CM Report Contributors:

Betsy Adams

Interim Director, Parks & Community Services

Abdul Ahmad

Fire Chief

Ahmad Ansari

Director, Public Works / City Engineer

Michelle Dawson

City Manager

Tom DeSantis

Assistant City Manager

Joel Ontiveros

Police Chief

Chris Paxton

Director, Administrative Services

Michele Patterson

Assistant to the City Manager

Richard Teichert

Chief Financial Officer

John Terell

Director, Community & Economic Development

In This Issue:

- *Fire receives RCRMC Award*
- *Sales tax revenue up, Unemployment down*

CITY MANAGER'S OFFICE

City Manager Meetings with Employees

I have scheduled meetings with our employees for Thursday, February 27th. We will offer two meetings in the morning in the Council Chamber and then visit the staff at the City Yard in the afternoon. Topics of discussion will include the Mid-Year Budget, an economic development update, the upcoming training sessions for our "Service That Soars" customer service initiative, and recognizing the numerous staff accomplishments from the last few months.

Division Manager Working Groups

We have 17 very talented and skilled mid-managers with expertise in administering their respective Divisions. The Executive Team and I have established working groups comprised of 4-5 Division Managers tasked with developing policy to address various issues that may or may not be within these managers' typical area of responsibility. Electric Utility Division manager Jeannette Olko led our most recent working group focused on researching and recommending a mobile device app for the City. This team also included Assistant to the City Manager Michele Patterson, Technology Services Division Manager Steve Hargis, Treasury Operations Division Manager Brooke McKinney, and Building and Neighborhood Services Division Manager Allen Brock. Staff is currently finalizing an agreement with this working group's recommended vendor to develop a smart phone app that will place a variety of City information at our residents' fingertips.

Assemblymember Medina Recognition

I was notified by Assemblymember Jose Medina's office that I have been selected as one of 20 recipients of the 2014 "Women of Distinction" award for the 61st Assembly District. A luncheon for the recipients is scheduled for Saturday, March 22 at the Riverside Marriott Hotel.

Legislative Platform

An update to Administrative Policy # 1.10, the Regional/ State/ Federal Legislative Advocacy Platform, was approved at the February 11 regular City Council meeting. The update includes:

- A revised Policy. The policy will now solely address the process through which advocacy priorities are set by the City Council. Prior to this change, both the Policy and the Platform existed in the same document.
- A stand-alone Platform document. This document contains the specific advocacy priorities. This change allows staff to present a revised Platform every two years consistent with the two-year legislative session.

The Legislative Advocacy Platform identifies the priorities set forth by City Council and is organized into eight core principles. City Council priorities direct the work performed on behalf of the City by state and federal legislative advocates. Those priorities are:

- Education
- Water Distribution Improvement for Edgemont
- CEQA Reform
- State Route 60 Improvements

The core principles are:

- Community and Economic Development
- Environment and Public Health
- Fiscal Responsibility
- Livability
- Local Control
- Public Safety
- Public Utilities
- Transportation Infrastructure and Mobility

For more information about the Legislative Advocacy Platform, please refer to the City Manager's Office webpage. For questions, please call Shanna Palau 413.3037.

Upcoming Events

The City Manager's Office leads the coordination of several events managed cooperatively. Upcoming events to look forward to include:

- Public Safety Expo- April 12
- Memorial Day events: Ceremony at the Veterans Memorial and the 15th Annual West Coast Thunder Bike Run- May 26
- State of the City- August 21

ADMINISTRATIVE SERVICES DEPARTMENT

Library



Audiovisual Section Update

Library staff is excited about the updating going on in the Audiovisual section with new adventure, comedy, drama, and foreign language DVDs. Library patrons contributed to the update by providing generous donations of books on CD, nonfiction and science fiction DVDs. Some popular titles added to the collection are *Hunger Games*, *Pirates of the Caribbean*, and *Skyfall*.

Fill-a-Bag Book Sale

The Friends of the Library will be hosting a Fill-A-Bag book sale in February. Library patrons will be able to fill a bag of books for \$8. They can select from children's, fiction, and nonfiction materials. Book sale materials will be located next to the reference section. All profits from the book sale will support future library programs.



Summer Reading Program Donations

Staff continues to receive donations for the Summer Reading Program. The Program will run from June to August. This fun event will provide Moreno Valley residents with the opportunity to earn prizes for reading books throughout the summer. We received generous prize donations this month from *Hometown Buffet*, *Mimi's Café*, and *Ono Hawaiian BBQ*.

Community Outreach

Library staff is also focusing on outreach efforts to increase patronage. The youth services librarian conducts weekly visits to the local Head Start program. Head Start is a federal program promoting school readiness for income eligible families with children up to 5 years-old. Children enrolled in this program also attend library preschool story times.

Partnering with Schools

Library Director, Ivorie Franks has been visiting elementary schools in the Moreno Valley School District. This outreach opportunity allows Library staff to educate local schools about Moreno Valley Public Library resources that can be beneficial to their students. On a recent visit to both Chaparral Hills and Sunnymeadows Elementary schools, Ms. Franks toured the school library media centers and learned that common project topics in local schools are animals, art, athletes, California missions, insects, and poetry. With this in mind, Library staff can better understand the needs of local students and look for ways to help augment school resources.

School staff emphasized the importance of providing more public library materials for English language learners and young readers. Materials recommended for these user groups are board books, early reader books, instructional language audiobooks, and picture books.

Human Resources



Training

Human Resources provided training through Liebert Cassidy Whitmore (LCW) for all supervisory staff. Most recently in, the “Managing Performance Through Evaluation” class, staff learned about the importance and impact of an evaluation, establishing goals and expectations, observing employee performance, communicating with the employee and being accurate and thorough when completing an evaluation the training emphasized all the essential guidance for managers and supervisors.

Other classes recently provided to staff include:

- Checking References- February 6
- Department of Transportation Drivers, Drug/Alcohol Recognition- February 12
- Managing the Marginal Employee- February 13

Training set for later this month:

- Cal PERS Retirement Workshop- February 26

Talent Management

Recruitments are underway for several positions in the City workforce. Recruiting and/or selection processes are underway for the following openings:

- Parks & Community Services Director (EM-83 applications to date). Interviews to be scheduled.
- Engineering Intern I Transportation (PT/Temp-18 applicants to date). Interviews to be scheduled.
- Accounting Technician (FTC-151 applicants to date). Interviews to be scheduled.
- Management Assistant FT/Temp (PAM-105 applicants). Interviews to be scheduled.
- Permit Technician/Sr. Permit Technician (FTC-139 applicants). Interviews scheduled.
- Planning Division Manager/Building Official (DMG-113 applicants). Interviews scheduled.
- Maintenance Worker (PTC-eligibility list). Interviews to be scheduled.
- Fire Prevention Technician (PT/Temp). Candidates selected

Response to these recruitments has generally been good. We are hopeful the quality of our candidates will also continue to be good.

Recruitments

- New recruitments: 3
- Closed recruitments: 4
- Ongoing recruitments: 0

Wellness

Ergonomic assessments were completed for work stations and offices on the 2nd floor of City Hall last October. The report is now in and HR staff members are coordinating the installation or purchase of those items identified for making modifications. Facilities has some of the items available while others will be purchased.

Workers Compensation for November

- New claims: 2
- Closed claims: 0
- Ongoing open claims: 26

Turnover Ratio: .49%

Employees: 406

Retirements/Separations: 2


Facilities Division



Now that the 2nd floor reconfiguration project is finished, Facilities has a considerable amount of remaining cubicle furniture. All remaining furniture has been inventoried, thus enabling us to quickly identify various cubicle pieces to create cubicle changes or additions when needed.

The next reconfiguration project will be at City Hall on the 1st floor. Reconfiguration plans and work to secure funding are underway. Once the City Hall 1st floor reconfiguration project is complete, all remaining inventory will be consolidated and housed at one location for future needs.

Animal Services



Moreno Valley Animal Shelter Selected to Participate in 2014 ASPCA Rachael Ray \$100K Challenge

The Moreno Valley Animal Shelter has been selected once again to join 49 other Animal Shelters nationwide to participate in the 2014 ASPCA Rachael Ray \$100K Challenge. The \$100K Challenge is a contest taking place from June through August, in which 50 shelters will compete to break their own records at saving animals' lives. Each competing shelter must save more dogs, cats, puppies and kittens than they did during the same three months

in 2013. In order to save an additional 300 pets during this challenge, an additional 5 pets must be adopted every day we are open. Look for more information as we get closer to our kickoff event on June 1, 2014.

Northridge Elementary School Student Council Donation

On January 24, Northridge Elementary school student Gregory Pedaline, accompanied by his teacher, Heidi Krueger, visited the Moreno Valley Animal Shelter to drop off a donation of towels and blankets for the animals. Shelter staff was quite eager to meet Gregory and accept the gift on behalf of the many pets that will benefit from this generous donation. Many students as well as student council members participated in collecting donations that were brought over by Gregory and Ms. Krueger.



Gregory Pedaline is pictured here with Animal Care Technicians Johnny Dunn, Karen Butler, Kristin Miller, and Animal Control Officer Matt Piper.

“Sweet Paws” Pet Adoption Event

The Moreno Valley Animal Shelter held its second Annual “Sweet Paws” Valentine’s Day pet adoption promotion weekend February 14 through February 16 at the Moreno Valley Animal Shelter. The purpose of this shelter pet promotion event is to help homeless companion animals find life-long, loving homes. The promotion was successful with 67 pets adopted, 2 pets returned to owners, and 8 rescue adoptions.

COMMUNITY & ECONOMIC DEVELOPMENT DEPARTMENT

Administration

Aldi Foods

Aldi Foods will occupy the approved Westridge Business Park, located west of the intersection of Eucalyptus Avenue and Redlands Boulevard. Plans for the modifications to the building were approved by the Planning Commission in late November. In early December, an appeal was submitted. After considering the appeal, the project was approved by the Planning Commission on January 16. In late January, an appeal of that approval was submitted. This latest appeal is now scheduled for City Council review on February 25.

If approved, Aldi will directly employ 200 workers plus contractors providing service to the 800,000 square foot facility. Aldi will eventually employ several hundred more workers. The project grading is in plan check and company officials anticipate starting construction early next year.

Aldi Foods is a national retailer with over 1,200 stores in the United States. The Moreno Valley facility will be built in conjunction with Aldi’s move into California and the construction of several dozen stores in the State.

Harbor Freight Tools

Construction of the Harbor Freight expansion to the existing facility on Cactus Avenue in the Centerpointe Business Park is well underway with grading and infrastructure work. The 507,720 square foot expansion, when combined with the existing 779,016 square foot facility, will result in a 1,286,736 square foot distribution facility for the company.

Panattoni Development

Active construction for the 1,476,016 square foot logistics building, located at the southwest corner of Iris Avenue and Indian Street in the Moreno Valley Industrial Area, is progressing well. The basic shell structure of the building is on target to hand over to the tenant this spring for tenant improvements. The facility has been leased to a Fortune 500 corporation that anticipates initially employing as many as 800 people. Tenant occupancy is anticipated in mid-2014.

USAA/Overton Moore Properties

The approved 522,772 square foot logistics facility, located at the northwest corner of Cactus Avenue and Frederick Street, is complete. The owners of the building have informed us they are a finalist for a tenant. Staff is working with them to facilitate the review of additional off-site parking required by the potential tenant.

Trammell Crow Properties/Amazon

Construction of the approved 1,252,276 square foot logistics center for Amazon, located at the northwest corner of San Michele Road and Indian Street, is within a few months of occupancy by Amazon. Amazon has begun to advertise job opportunities at the new facility. Amazon anticipates starting operations at the site in April and has announced plans to hire at least 1,000 employees to staff the facility.

Separately, Trammell Crow continues to pursue a nearby site assembly to accommodate another logistics project, and has entered into agreements with all affected property owners.

First 36 Logistics

First Industrial Corporation's construction of the First 36 Logistics building on the east side of Perris Boulevard in the Moreno Valley Industrial Area is well underway. The company is expediting construction of the 555,670 square foot building due to active interest from several prospective tenants, including a full site visit and assessment by one prospect earlier this month.

Sares Regis/Deckers

On November 26, the City Council approved a Memorandum of Understanding (MOU) with Deckers Outdoor Corporation to provide certain financial incentives to locate their North American distribution center in the approved 1,600,000 square foot Sares Regis project at the southwest corner of Perris Boulevard and Grove View Road in the Moreno Valley Industrial Area.

Sares Regis was issued a building permit on January 24 to construct the first phase 800,000 square foot logistics building, which is leased to Deckers. The tenant has an option for a second phase expansion of 200,000 to 400,000 square feet. The building will include the internet sales site for the company, resulting in the potential for a substantial amount of sales tax revenue to the City.

Industrial Development

Industrial development continues to lead the construction activity in Moreno Valley. There are three primary industrial areas including the State Route 60 corridor (SR 60), south of the freeway, including the proposed World Logistics Center (WLC); the Moreno Valley Industrial Area (MVIA) located in the southern area of the City and the Centerpointe Industrial Area (Centerpointe IA). A total of 71,613,044 square feet of industrial space is either built and occupied, available for lease, approved or planned.

A summary for each area is shown in the chart below.

	SR 60	MVIA	Centerpointe IA	TOTAL
Built	1,812,107	6,382,677	3,604,454	11,799,238
Approved	943,800	9,842,127	1,280,304	12,066,231
Under Review	44,424,419	2,956,458	366,698	47,747,575
TOTAL	47,180,326	19,181,262	5,251,456	71,613,044

Residential Development

Residential development activity increased sharply in 2013. A total of 133 single family home permits were issued in 2013, compared with 12 in 2012. Last year's permit activity was the highest since 2007.

Single Family Unit Building Permits
Annual Totals: 2004-2013

2004	2005	2006	2007	2008	2009	2010	2011	2012	2013
2035	1030	833	299	95	113	91	23	12	133

Homes Listed for Sale

Information available from Realtor.com indicates an increase in the number of homes for sale in the City, along with a slight increase in median asking prices. The median asking price this month was \$250,000, compared with \$249,550 in the prior month and \$170,000 in the same month last year.

As of February 1, 513 homes were listed for sale, compared with 488 at the start of the prior month, and 359 in the same month last year. January 2010 marked the prior low point for inventory in recent years when 806 homes were listed for sale. Inventory fell sharply in 2009 from a high of 2,068 in January 2009, and increased throughout 2010 and early 2011 to a peak of 1,230 in March 2011 before steadily declining to under 300 in May 2013.

The current inventory of homes for sale is less than a three month supply. Anything less than a six month supply of homes for sale is considered a limited supply. At less than half of a normal inventory, the current situation indicates a shortage of homes for sale.

The trends are shown in the chart below.

	February 2014	January 2014	Change	February 2013	Change
Homes for Sale	513	488	5%	359	43%
Median Asking Price	\$250,000	\$249,550	.2%	\$170,000	47%

Foreclosures

Information available from the RealtyTrac website for December shows a continuing decrease in foreclosure activity in the City and the County. The website reported one in 464 housing units in Moreno Valley were in some stage of foreclosure, or 0.21% of homes with mortgages in the City. A higher number (464) indicates a lower foreclosure rate (0.21%). This compares to a rate of one in 431 units in the prior month and one in 212 in the prior year month in 2012. Foreclosure activity is 7% lower than the prior month and 54% lower than the same month last year.

The Moreno Valley foreclosure rate is somewhat higher than most local communities, and the County's average. In western Riverside County, Mira Loma had the lowest rate locally (1 in 1,247) and Homeland had the highest rate (1 in 198). By zip code, area 92551 had the highest rate in the City (1 in 337) and, area 92553 had the lowest rate (1 in 505). The foreclosure rate decreased in all areas: 92551, 92553, 92555, and 92557.

The trends are shown in the chart below.

	December 2013	November 2013	Change	December 2012	Change
Foreclosure Rate/City	464	431	(7%)	212	(54%)
Foreclosure Rate/County	580	559	(4%)	263	(55%)

Home Resale Market

Information available from DQNews.com indicates the average home resale values in Moreno Valley continue to increase. In December 2013 the average home resale value was \$228,568. This was a 3% increase from the value of \$221,601 reported for the month of November 2013 and a 35% increase from the value of \$169,200 reported for the month of December 2012. Other nearby communities such as Riverside, Temecula, Corona and Murrieta also experienced increases in property value in December by approximately 3%. Property values dipped in the cities of Perris and Hemet/San Jacinto by approximately 7%.

The number of housing resale activities in Moreno Valley during this reporting period increased by 7% - moving from 173 transactions in November to 185 in December 2013. There were a total of 2,177 housing resale transactions in 2013.

The trends are shown in the chart below.

	December 2013	November 2013	Change	December 2012	Change
Resale Transactions	185	173	7%	155	19%
Home Resale Value	\$228,568	\$221,601	3%	\$169,200	35%

Unemployment – 4th Quarter 2013

The unemployment rate decreased in the 4th Quarter 2013 from 11.8% to 11.2% in November and finished at 10.6% for December 2013. Rates for the same period in 2012 were 13.9%, 13.30% and 12.80% respectively. Overall, unemployment rates decreased across the State of California and the Inland Empire. The trend remains positive as business activity increases in the City and companies slowly increase their workforce. Moreno Valley continues to demonstrate strength in job production.

The trend is detailed in the chart to the right:

	Population*	Oct 2013	Nov 2013	Dec 2013
California	37,966,471	8.3%	8.3%	7.9%
Riverside County	2,255,059	10.10%	9.6%	9.1%
Banning	30,170	11.60%	11.1%	10.5%
Beaumont	39,776	11.60%	11.0%	10.4%
Corona	156,823	7.4%	7.0%	6.6%
Hemet	80,877	12.8%	12.2%	11.5%
Menifee	82,292	10.8%	10.3%	9.7%
Moreno Valley	198,129	11.8%	11.2%	10.6%
Murrieta	105,832	6.6%	6.3%	5.9%
Perris	70,963	15.9%	15.1%	14.3%
Riverside	311,955	10.2%	9.7%	9.2%
San Jacinto	45,217	15.4%	14.7%	13.9%
Temecula	104,879	6.8%	6.5%	6.1%

*California State Department of Finance Estimate as of 1/1/2013

Business Roundtable

Economic Development works to attract new business and retain existing businesses. The Business Roundtable Program was developed and designed to promote dialogue between the business community and city officials. The program has been revised this year to include a new focus. Meetings, which were held at the Conference & Recreation Center, will now be held in each City Council District.

The District 4 Business Roundtable luncheon was held on Wednesday, January 8 at the Steer 'n Stein restaurant on Perris Boulevard. Attendees included business owners and managers representing retail services, distribution centers and industrial development firms. Councilmember Yxstian A. Gutierrez welcomed the group and spoke about the importance of open communication between the business community and city officials to support economic success. John Terell, Director of Community and Economic Development, briefed the group on the economic development activity within the City. Future Business Roundtables for Districts 3, 5, 2 and 1 are scheduled for March 26, June 25, September 17, and November 12 respectively.

NSP3: Single-Family Residential: Acquisition, Rehabilitation, Resale (SFR-ARR)

Last year, the City acquired nine single-family residential properties, and one multi-family residential property consisting of 4 units. The City also entered into a partnership agreement with Habitat for Humanity, Riverside to construct an 8-unit subdivision to be located on Myers Avenue. In December, Habitat for Humanity received Planning Commission approvals and is currently working with City staff to obtain other approvals required to begin construction.

Riverside Housing Development Corporation (RHDC) has been selected to rehabilitate the 4-plexes located at 22877 Allies Place and 22862 Adrienne Avenue. The developer is currently undergoing plan check to obtain permits to start rehabilitation on the Allies property, and City staff will begin working with the developer soon to draft the Affordable Housing Agreement for the property on Adrienne Avenue.

The ever-changing real estate market coupled with NSP restrictions has made recent acquisitions more challenging. Notwithstanding, the City and its Development Partners have worked diligently to continue progress with the program. Construction is now complete on five of the nine single-family residential properties. These properties are currently in various stages of the resale process from open escrows to actively being marketed for resale. Construction is expected to be completed on the four remaining single-family properties within the next 45 days and they will be offered for resale soon.

A complete inventory of NSP properties can be found at the City's website on the Community & Economic Development Department Housing Division page or go to: <http://bit.ly/1fv5bjQ>

Completed Affordable Housing Projects

At the end of January, the Hemlock Family Apartments and the Rancho Dorado Apartments reached completion as both properties transitioned from the construction financing to the permanent financing phase. While both projects have been fully constructed and occupied for a few months, the projects were not considered complete until the conversions to permanent financing happened. Conversion to permanent financing is the process whereby the construction lender is 'bought out' of the project by the permanent financiers (e.g. tax credit equity investors, local governmental agencies, private lenders).

Hemlock Family Apartments, located at 24780 Hemlock Avenue, is a 78-unit affordable housing project situated on two sites. The project provides affordable rental opportunities for households earning between 50% and 60% of Area Median Income (AMI). It is currently fully-occupied and maintains a waiting list. The City's Redevelopment Agency contributed \$8.2 million of HOME and RDA Housing Set-Aside funds to the project in exchange for 77 rent-restricted units for 55 years; one unit is reserved as the onsite manager's unit and is not subject to rent restrictions. This high-quality project is the first for the developer, Rancho Belago Developers.

Rancho Dorado Apartments, located at 25105 John F. Kennedy Drive, is a 150-unit affordable housing project that was built in two phases. It serves to help fill housing needs for households earning between 30% and 60% of AMI. The project is a partnership between the City of Moreno Valley, the Riverside County Department of Mental Health, and Palm Communities, and is the first of its kind in Riverside County.

An innovative approach to utilizing funds obtained through the Mental Health Services Act (MHSA), Palm Communities incorporated a model that provides permanent supportive housing to formerly homeless residents- 15 units have been reserved for this purpose. Additionally, a comprehensive program was created and is administered onsite to assist with the achievement of self-sufficiency and independent living for these residents. To create and foster an inclusionary environment, the developer strategically distributed the designated units throughout the complex. The City's Redevelopment Agency contributed \$13 million of RDA Housing Set-Aside funds to the project in exchange for 148 rent-restricted units for 55 years. Rancho Dorado is also fully occupied and maintains a waiting list, as well. The project is one of many high-quality projects for the veteran developer, Palm Communities.

Hemlock and Rancho Dorado are family-friendly, community-based projects that offer a variety of amenities such as: community centers, barbeque areas, tot lots, swimming pools, and computer centers with internet access. The addition of the affordable units offered by the Hemlock Apartments and Rancho Dorado Apartments increases the City's affordable rental inventory to approximately 1,400 units citywide, offering a variety of quality affordable housing options and opportunities for income-eligible Moreno Valley residents.

Q3 2013 Sales Tax Revenue Summary

In a continued upward trend, reported Third Quarter (Q3) 2013 sales tax revenue continues to be positive. The 1.4% rise in Q3 2013 sales tax revenue, on an adjusted basis as compared to Q3 2012, marks the 15th consecutive increase since the recession bottomed-out Q4 2009.

The Q3 2013 Sales Tax Revenue Summary report compares adjusted Q3 2012 sales tax revenue totals with adjusted Q3 2013 totals (Q3 revenue is generated between July and September). The adjustment attempts to correct any anomalies such as double or missed payments by individual merchants. Hinderliter de Llamas Companies (HdL) compiles the sales tax revenue data obtained from the State Board of Equalization. The

release of data by the State and the preparation of the comprehensive report by HdL typically occur approximately four to five months after the end of the respective quarter.

Q3 2013 sales tax revenue for the City of Moreno Valley increased slightly in comparison to both Riverside County and the State, which increased 5.9% and 5.3% respectively. All but two of the twenty-eight Riverside County cities experienced a positive sales tax performance. Lake Elsinore and Indian Wells are the two cities within Riverside County with a sales tax reduction of 0.5% and 3.6% respectively. The City of Moreno Valley ranked 22nd of twenty-eight Riverside County cities listed in sales tax growth.

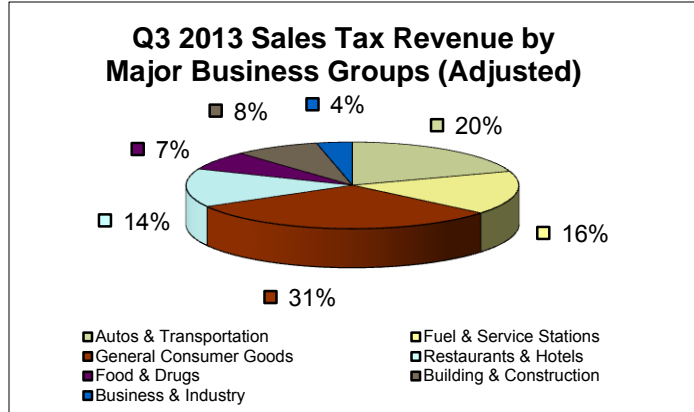
Six cities in Riverside County experienced double-digit growth for this quarter. Riverside County cities leading sales tax revenue increases in the double-digits were Perris, Cathedral City, Norco, Indio, Rancho Mirage, and Murrieta.

The following table compares Q3 2013 sales tax revenues to Q3 2012 sales tax revenues for the City of Moreno Valley and other nearby western Riverside County cities with comparable population, as well as Riverside County and the State of California, ranking agencies by adjusted percentage change.

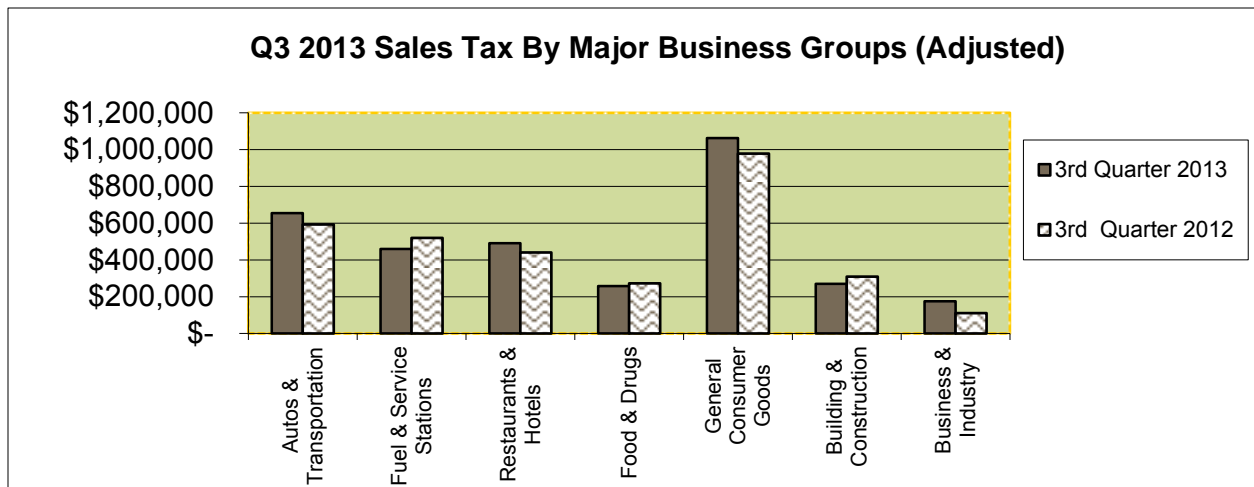
Sales Tax Trends Q3 2013						
City/ Agency	Population	3rd Quarter 2013	3rd Quarter 2012	Dollar Difference	Standard Percent Change	Adjusted Percent Change
Moreno Valley	196,495	3,313,056	\$3,223,702	89,354	2.8%	1.4%
Murrieta	104,985	2,863,506	2,760,484	103,022	3.7%	10.0%
Riverside	308,511	11,671,426	10,850,742	820,684	7.6%	9.1%
Hemet	80,089	2,298,932	2,204,764	94,168	4.3%	8.1%
Corona	154,520	8,216,065	7,969,790	246,275	3.1%	7.6%
Riverside County	2,227,577	73,138,772	70,743,078	2,395,694	3.4%	5.9%
State	37,679,000	1,476,986,329	1,427,361,593	49,624,736	3.5%	5.3%
Temecula	103,092	6,485,142	6,354,906	130,236	2.0%	2.7%

The County of Riverside had a moderate increase of 5.9%, whereas the State of California had an increase of 5.3% in sales tax revenues in Q3 2013.

The adjacent chart provides a graphic illustration of the percentage breakdown of Moreno Valley's Q3 2013 sales tax revenue allocations by major business groups. The largest contributor of point-of-sale revenue came from sales in General Consumer Goods category, representing 20% of Moreno Valley's total allocation with a change of 2.8% in spending overall in all categories from the same quarter last year.



Demonstrating Moreno Valley's Q3 spending changes from 2012 to 2013, the chart below categorizes spending changes (largest to smallest) by major business groups.



Of the Major Business Groups, the Autos & Transportation category had the highest increase in percentage of change in sales tax revenue with 10.5% over the Q3 in 2012. The continued double-digit increases in sales in Autos & Transportation were directly reflective of consumer confidence and successful marketing at the Moreno Valley Auto Mall.

Large gains were also achieved in the Restaurant & Hotels category with increase of 7.7%. The General Consumer Goods category had more modest gains with an increase of 4.2%.

The Food & Drugs category experienced a decrease of 13.8%, in comparison to State and County which also experienced decreases of 4.1% and 6.9%, respectively. Increased consumption combined with slightly higher gasoline prices increased Fuel & Service Stations sales by 3.7%.

The following identifies Moreno Valley's top twenty-five sales tax producers during the Q2 2013 (listed alphabetically):

Arco (2)	Moss Bros. Chrysler-Jeep-Dodge
Chevron (2)	Moss Bros. Honda
Circle K (2)	Moss Bros. Toyota
Costco	Robertsons Ready Mix
Food 4 Less	Ross Dress for Less
JC Penney	Sears
Home Depot	Stater Bros.
iHerb	Super Target
Macy's	Tesoro Refining & Marketing
Moss Bros. Buick GMC	Volkswagen of Moreno Valley
Moss Bros. Chevrolet	Walmart Supercenter

Overall, sales in Moreno Valley have been steadily increasing. The general consensus is that the state's economy will continue to recover in 2013-14. Recent revenue increases have come primarily from auto sales. However, independent of other positive factors, increases in this category do not necessarily indicate a healthy economic climate. Fortunately, with continued improvement in the housing sector and continued recovery in construction activity, and increases in general consumer goods spending, all of these together may well be an indicator of continued economic recovery.

2011 JAG Grant

Final reporting of the 2011 JAG Grant was completed and the grant is officially closed. During the Grant period between October 1, 2012 and September 30, 2013, JAG funds were utilized to continue the support of the City of Moreno Valley's Foreclosure Strike Team and The Weekend Enforcement Team. The Foreclosure Strike Team assigned to this project conducted 1,999 case investigations resulting in 4,334 inspections during the reporting period. Code & Neighborhood Services (Code) personnel also closed 420 foreclosure cases, initiated 127 new investigations and issued 193 citations to financial institutions not maintaining their properties in accordance with State and Municipal Code requirements. Additionally, Code personnel performed 24 abatements for foreclosed properties that were either unsecured, contained fire hazards, vector issues or other hazards that pose danger to the general health of the residents.

The Weekend Enforcement Team issued 253 citations while patrolling for illegal activity on the weekends. They also performed 3,129 case investigations which resulted in the removal of 32 inoperable vehicles from the public view. Code was also responsible for conducting business license verifications. Of the 208 businesses checked, 189 garages and 85 roadside vendors were cited, 3,568 signs were removed, and 14 home based businesses were investigated all during the Grant period.

CDBG/HOME Applications for FY 2014-15

In preparation for the upcoming program year, applications for the Community Development Block Grant (CDBG) and HOME Investment Partnership program were made available from December 16, 2013 through January 22, 2014. Each year, these grants provide for a combined amount of about \$2.3 million in new project opportunities aimed at providing a variety of projects and social services for the City's low-to-moderate income residents.

Close to 30 applications for CDBG/HOME projects were received. A Technical Review Committee comprised of City staff was put together to help draft a proposed budget for the coming fiscal year. Proposed CDBG and HOME project and program selections will go before the City Council in March, with further consideration and final budget adoption scheduled for FY 2014-15 in May.

Riverside County Continuum of Care (CoC)

The McKinney-Veto Homeless Assistance Act requires that communities operate a Continuum of Care (CoC) program designed to assist homeless persons with housing and/or services, with the ultimate goal of long term stability. Riverside County's Department of Public Social Services has been the lead agency in coordinating the area's CoC, including securing membership and ensuring that CoC's various legal responsibilities are met. Current members include the County, various entitlement cities, non-profit/service providers, homeless persons, and members of the public.

As a collaborative, the group must assess the needs of the area's homeless, as well as affordable housing needs, and then develop a regional plan to address them. They also promote a community-wide commitment to ending homelessness, provide funding for local efforts to address homelessness, and promote effective use of mainstream programs. The efforts include designing and operating a software system called the Homeless Management Information System (HMIS) intended to minimize duplication of services. This is no small undertaking- the CoC has a Board of Governance, an 'All County' Group, and six very active subcommittees that each meet monthly and work toward the common goal.

For more information on the CoC efforts or if you are interested in participating, please visit the CoC website at: <http://dpss.co.riverside.ca.us/homeless-programs/housing-and-homeless-coalition>.

2014 Homeless Count

In efforts to meet the national goal of ending homelessness among U.S. military veterans by 2015, the U.S. Dept. of Veterans Affairs (VA) targeted a select number of Continuum of Care (CoC) communities, including Riverside County and asked for additional assistance to continue the momentum of ending homelessness among vets. The County determined it needed to assess the current size and characteristics of the homeless veteran population and conducted the 'V.A.L.O.R. 2014 Point-in-Time (PIT) Count of Homeless Veterans' on Wednesday, January 29. The Count involved physically seeking out, interviewing, and counting unsheltered individuals on the streets and at non-residential service locations throughout Riverside County.

On the day-of-the-count, teams of city and county employees, veteran and homeless service providers, local veterans and reservists, and other community volunteers visited pre-identified locations and used a count/subpopulation 'survey instrument' to record information collected from each homeless veteran encountered. Volunteer turn-out was high and considered a success. Thanks to the various City departments that assisted in identifying locations throughout our City. Moreno Valley had seven teams of volunteers search the various locations. Information collected from the 2014 PIT Enumeration of Homeless Veterans Count is expected to be available by the end of March.

Building & Safety Division

Quick Statistics

The following statistics are for the Building & Safety Division for the months of January 2013 and January 2014.

	January 2013	January 2014
Customer Counter Visits- total daily average	559/33	588/36
Building Permits Issued	157	145
*Construction Valuation	\$4,826,462	\$19,423,052
Construction Inspections Performed	813	898
Issued Certificates of Occupancy	12	15
Plan Check Activity	164	276
Monthly Revenue	\$77,967	\$78,519

*The bulk of the increase was for the permits issued for the shell structure for Decker's Outdoor. The building will be approximately 795,000 square feet with a valuation of \$18M.

Code & Neighborhood Services Division

Quick Statistics

The following statistics are for the Code & Neighborhood Services Division for the months of January 2013 and January 2014.

	January 2013	January 2014
Cases Initiated	211	199
Closed Case Investigations	215	200
Parking Citations Issued	2,381	1,978
Administrative Citations Issued	131*	26
Counter Customers	306	236

*Daily Enforcement of Marijuana Dispensaries

Planning Division

Quick Statistics

The following statistics provided are for the Planning Division for the months of January 2013 and January 2014.

	January 2013	January 2014
Counter Customers	349	344
Major Case Submittals	5	7
Minor Case Submittals	35	44
Plan Check Submittals	56	50
Application Fees	\$ 63,942	\$ 84,794

Planning Commission

The Planning Commission meeting was held on January 14. The Planning Commission reviewed the projects listed below and took the following actions:

- After reviewing an appeal application of Amended Plot Plan P13-111, the Planning Commission upheld the Community & Economic Development Director's approval of an Amended Plot Plan to construct an 800,430 square foot warehouse distribution facility in place of the 937,260 square foot warehouse facility originally approved for the West Ridge Commerce Center project (PA08-0097). The applicant is Aldi Foods. The project is located on the south side of State Highway 60 westerly of Redlands Boulevard. Subsequently, the Planning Commission decision was appealed to the City Council and is scheduled for review on February 25.
- The Planning Commission reviewed the proposed updated Housing Element that will replace the City's current adopted Housing Element. The Planning Commission's action was to recommend approval of the Housing Element and to forward the item to City Council for review and action. The updated Housing Element was prepared in compliance with State Law (California Government Code Article 10.6 of the Government Code).

Project Pending Before the Planning Commission

The following items are tentatively scheduled for the February 27 Planning Commission meeting:

- A Conditional Use Permit (PA13-0065) will be reviewed for an Ambulance Comfort Station proposed at 13373 Perris Boulevard, Suite B-104. The business is American Medical Response. The applicant is Robert Aikin.
- A Conditional Use Permit (PA13-0018) will be reviewed for a new 67' tall telecommunications facility located at the rear of the Covenant Christian Church site at 24556 Eucalyptus Avenue (North side of Eucalyptus Avenue and east of

Indian Street). The project site is zoned SP 204 VCR. The applicant is Verizon Wireless.

- An Amended Plot Plan will be reviewed to consider modification of the conditions of approval for Tract Map 31618, PA03-0105. The project is located at the southwest corner of Moreno Beach and Bay Avenue. The applicant is Frontier Communities.

The following item is tentatively scheduled for the March 13 Planning Commission meeting:

- A project will be reviewed consisting of six distribution warehouse buildings totaling 2,244,419 square feet, located easterly of the Auto Mall, and south of SR 60. The project applications include a General Plan Amendment, Change of Zone from existing Business Park, Business Park Mixed-use, R15, R5, and RA-2 designations to Light Industrial for 116.99 net acres.

The land use changes are required for development of the six distribution warehouse facilities totaling 2,244,419 square feet with building sizes that range from 160,106 square feet to 862,035 square feet. The applications also include a Tentative Parcel Map No. 35679 to subdivide the project site into six parcels corresponding to the six warehouse facilities. A General Plan Amendment is also required for proposed changes to the City's Circulation Element and the Master Plan of Trails. An Environmental Impact Report was prepared for the project. The applicant is Prologis.

Administrative Approvals

- An application for a product change for single-family residential development was approved for Tract 33256. The tract is located northwesterly of Fir Avenue and Nason Street. The applicant is Pacific Communities.
- An Administrative Plot Plan was approved for the upgraded and replacement of an existing diesel tank at an existing telecommunications facility at 26930 Fir Avenue. The applicant is Verizon Wireless.
- An Administrative Plot Plan was approved for the installation of an emergency backup generator at a telecommunications facility at 25050 Alessandro Boulevard. The applicant is Verizon Wireless.
- An Administrative Plot Plan was approved for architectural review for Tract 31618. The single-family residential tract is located at the southwest corner of Bay Avenue and Moreno Beach Drive. The applicant is Frontier Communities.
- A Plot Plan with notice was approved for a 304 stall truck trailer parking lot for use by an existing adjacent warehouse facility. The additional parking is for Ross

Dress for Less, Inc. The project is located at the southeast corner of Kitching Street and Globe Avenue. The applicant is Albert A. Webb and Associates.

Recent Case Submittals

- An Administrative Plot Plan was submitted for a restaurant in an existing commercial center at Lakeside Plaza. The applicant is Mark Handian.
- An Administrative Plot Plan was submitted for a restaurant at Perris Boulevard and Cottonwood Avenue. The applicant is Martin Olguin.
- A Model Home Complex application was submitted for TR31618 at southwest corner of Moreno Beach Drive and Bay Avenue. The applicant is Frontier Communities.
- A Plot Plan was submitted for modifications to a telecommunications facility located on Quincy Street northerly of SR 60. The applicant is Verizon Wireless.
- A Plot Plan was submitted for modifications to a telecommunications facility located northeasterly of Perris Boulevard and Hemlock Avenue. The applicant is Verizon Wireless.
- An Administrative Plot Plan was submitted for a dance studio at 24693 Alessandro Boulevard. The applicant is Victor Sanchez.
- An Administrative Plot Plan was submitted at Moreno Valley Mall for an upgrade to the existing bus transfer facility. The improvements consist of the replacement of two pre-existing transit shelters, benches and trash bins, installation of an informational kiosk, and an Automated Traveler Information System module. Other improvements include hardscape, fencing, reinforced concrete drive aisles, and solar lighting for passenger safety. This is a courtesy review for the Riverside Transit Agency.
- An Amended Plot Plan for a Transfer Station was submitted to make minor changes related to material storage. The applicant is Waste Management.
- An Administrative Plot Plan was submitted for modifications to a telecommunications facility in Sunnymead Ranch. The applicant is Verizon.
- An application was submitted for a Conditional Use Permit for a new telecommunications facility at College Park Fire Station site. The design will have the appearance of a pine tree. The applicant is Verizon.

Earth Day Event / Environmental and Historical Preservation Board

The City's Environmental and Historical Preservation Board is co-sponsoring an Earth Day collage contest with the Arts Commission and the City's Keep Moreno Valley

Beautiful Program. The contest is for 3rd, 4th and 5th graders and students in the City's after school program at the Conference and Recreation Center. The contest begins in February with the collages due by March 21. The Arts Commission has agreed to help judge the collages. The winners will be recognized by the City Council at their meeting on April 22.

World Logistics Center

The Draft Environmental Impact Report (DEIR) for the World Logistics Center was released on Monday February 4, 2013. Comments on the DEIR were due on or before April 8, 2013. Approximately 140 comments have been received to date from local residents and property owners, responsible agencies and environmental groups, including a number received after the due date. The due date provided for a 60 day public review period for the DEIR, well in excess of the 45 day review period required by State Law.

The EIR consultant has prepared responses to comments on the draft EIR, which are currently under review by City staff and the City's peer consultant. The draft EIR and Response to Comments will constitute the final EIR (FEIR). The FEIR will accompany the Specific Plan for the World Logistics Center for formal review by the Planning Commission and City Council.

The World Logistics Center is a Specific Plan for up to 40.6 million square feet of high cube logistics warehouse space, a reduction of 1 million from the original proposal due to the removal of approximately 100 acres from the southwest edge of the project. High cube warehouses are large, high ceiling buildings built to accommodate modern, high efficiency logistics operations. The proposed Specific Plan includes nearly all of the property encompassed by the SR60 Freeway, Redlands Boulevard, Gilman Springs Road and the southerly City limits.

In addition to the Specific Plan, the project includes a General Plan Amendment, a Zone Change, an Annexation for an 85-acre parcel at Alessandro Boulevard and Gilman Springs Road, a Development Agreement, a Tentative Parcel Map for financial purposes and an Environmental Impact Report.

FINANCIAL & MANAGEMENT SERVICES DEPARTMENT

Financial Operations Division

Payroll Updates

- Payroll staff timely processed W-2's for over 520 former and current employees which was the first time this process was completed within the Logos software environment.
- eSuite software upgrades have been completed and are available for access by all current employees. Training on these new features will be held in March.

Accounting Updates

- Accounting staff worked with the City Clerk's Office, Technology Services and the SIRE software consultant to set up and design retention functionality of electronic documents for Accounts Payable records.
- Staff attended a webinar hosted by CalPERS on the proposed changes the CalPERS board will be addressing over the next few weeks.
- Conducted meetings with grant managers in various departments across the City to collaborate on efficiencies of reporting and timeliness of agency filings.

Special Districts Division

SCE's General Rate Case Prehearing Conference was February 11

The Administrative Law Judge (ALJ) set February 11 as the date for the prehearing conference for Phase 1 of SCE's 2015 General Rate Case (GRC). SCE's application included a proposal to increase SCE's authorized revenues for electric service in 2015, and to reflect that increase in rates (i.e. street light tariff). During the pre-hearing conference, the ALJ discussed scope, schedule, and other procedural matters for the case. In addition, the ALJ asked parties to state the issues that they planned to address, and their expected level of participation (discovery, testimony, cross-examination, etc.). The ALJ has recognized the Coalition for Affordable Street Lights (CASL) as a party to the GRC. (Moreno Valley spearheaded the formation of CASL in 2011 in response to SCE's 2012 GRC).

The cities of Moreno Valley, Torrance and Huntington Beach are actively seeking participation from other agencies within SCE territory to participate in CASL's efforts. Working with SCE to control the cost of the street light tariffs benefits all public agencies in SCE's territory.

Technology Services Division

Financial Data at Your Fingertips

A brand new version of Spreadsheet Server has been configured to work with the Logos ERP system and installed on staff workstations throughout the City. Spreadsheet Server converts Excel into a tightly integrated analytical tool for Logos. Staff can leverage the strength of their spreadsheets with seamless live and dynamic access to their GL data, along with powerful drill-down capability to the lowest level of detail. Spreadsheet Server eliminates the re-keying or downloading of data into the spreadsheet and makes the spreadsheet an integral part of the Logos application.

New Storm Water Data Available

New storm water plans have been converted to GIS data and can be viewed on the [Moreno Valley Map Viewer \(MV²\)](#) intranet site under the Storm Water theme. Once on the site, you can view the storm water features and attribute information. The site also gives you the ability to download the storm water plans for viewing and printing.

Update to Printer Technology

Working with CEDD and Fire staff, Technology Services replaced two outdated dot matrix printers used for printing invoices and building permits with a relocated Canon copier/scanner from Annex 1. This change not only eliminates the noise associated with these relics of the past century, it also results in significant savings now that 3-part NCR paper is no longer needed. To improve efficiency and present a professional image to our customers, Technology Services, with assistance from Graphics Support, also re-designed the City's customer invoices and permits, and simplified the printing process for staff.

Public GIS Training

On Saturday, February 1, at the request of the City Manager's Office and with their assistance, Technology Services presented the City's first ever public technology training sessions. These hands-on sessions were designed to teach Moreno Valley residents and business owners how to access the City's GIS data by using the online map viewer and an easy-to-use toolset via links on the City's Internet site. Through this outreach, the public was introduced to both the City's new GIS full-featured website, [Moreno Valley Map Viewer \(MV2\)](#), and its mobile device friendly site, [Moreno Valley Mobile Map Viewer \(MVM²V\)](#) – both of which are available 24/7.

Attendees learned how to use the full-featured site to:

- Access Over 63 Square Miles of 3" Resolution Aerial Photography
- Search by Street, Street Address, APN, or Tract
- Interface to Google Maps
- Create Mailing Label Lists
- Export Parcel Information
- Print customized Street Sweeping Schedules
- Generate Map Exhibits

Treasury Operations Division

Business License Renewal

Business License renewals were due January 31. In early December, approximately 7,200 renewal notices were sent out to businesses with a current business license. Through early February, approximately 5,000 of those renewals have been received and are being processed by staff. With the help of the Chamber of Commerce and direct mailings, we have experienced a significant increase in the utilization of the on-line renewal process. The table shows the increase in the number of businesses utilizing the on-line renewal option and comparisons of the on-line renewals during the same period for previous years. A second reminder notice went out in the mail the week of February 10 for businesses that have not yet renewed their business license.

Online Business License Renewal Usage Comparative Trend				
	FY 2014	FY 2013	FY 2012	FY 2011
Through January	1,129	804	624	486

FIRE DEPARTMENT

Fire Department Personnel Receives Local Award

On January 27, Fire Captains Tim Bingham, Mark League, Christopher Tate; Fire Apparatus Engineer Don Norton; and Firefighter II/Paramedics Nick Cabello and Zachary Stout received Performance Excellence awards from Dr. Van Stralen at Riverside County Regional Medical Center for their response to and treatment of a patient in cardiac arrest. Moreno Beach Fire Engine 58 and College Park Fire Engine 91 responded to a report of an unconscious and unresponsive male patient at a local medical clinic on November 4, 2013.

Upon arrival, Engine 91 found staff performing cardiopulmonary resuscitation (CPR) on a 78 year old patient and requested an additional fire engine to assist. Moreno Valley Fire Department personnel assumed patient care and initiated Advanced Life Support (ALS) treatment on the pulseless and non-breathing patient. The patient was transported by AMR to a local area hospital with a Fire Department Paramedic maintaining patient care. While en route to the hospital and after effective CPR, advanced airway placement, defibrillation and drug therapy, the patient regained a palpable pulse, a viable heart rhythm, strong blood pressure and was breathing on his own. The patient was attempting to speak to the firefighters upon arrival at the hospital.

New Software: Fire Studio 5

Battalion Chief Vincent O'Neal, Fire Captain Jeremy Snyder, and Fire Captain Sean Landavazo attended a one day course on Fire Studio 5 software. This software is a great training tool for firefighters as it gives them the ability to create simulations for fires, hazardous materials incidents, and other emergency situations utilizing digital photographs and videos of buildings in Moreno Valley. Once firefighters complete their training, they will then be able to import photographs and video into the software program, create a simulated incident, and utilize the simulation to train emergency response personnel. Simulations can be created for residential house fires, commercial fires, airplane crashes, railroad incidents, and hazardous materials incidents of any location or facility in Moreno Valley.

Fire Prevention Development Projects

The Fire Chief, Fire Marshal, and Fire Prevention Staff have been working diligently with CIMC Reefer Trailer Inc., Rising Star Business Academy, Amazon, First Thirty-Six warehouse project, Aldi Foods, and Panattoni to ensure that plan checks and inspections have been occurring in a timely manner. Numerous meetings have occurred between City staff and the developers of these projects to minimize any potential delays with the Fire Department plan review process.

National Fire Academy

Fire Safety Specialists Carlos Rodriguez and Paul Villalobos attended the National Fire Academy's course offering of a new pilot class titled "Hazardous Materials for Fire Inspectors" at the National Fire Academy from January 18 through January 24. This course provided an in-depth look at the dangers that hazardous materials present in the

inspection environment and how fire inspectors can best address proper storage, separations, and use of all types of hazardous materials in our business community. Since the National Fire Academy is a federal facility, the course, as well as all lodging and travel costs are covered by the United States Fire Administration.

Office of Emergency Management

Office of Emergency Management staff along with volunteers from the Community Emergency Response Team (CERT) and Emergency Response Force conducted a CERT class January 24-26. A total of 20 students attended this 2 ½ day training course with our volunteers assisting with the disaster simulation exercise.



Students attending this class learn disaster preparedness skills with an emphasis on decision making, rescuer safety, and doing the greatest good for the greatest number of people. Lifesaving skills including first aid, sizing up hazards, fire suppression with a fire extinguisher, and light search and rescue are also taught to CERT members. Additionally, the

students showed interest in becoming a part of the City's volunteer program both as members of CERT and the City's Emergency Response Force team. CERT is a grant funded program that is conducted at a minimal cost to the City and it allows the Fire Department to provide essential disaster preparedness training to our citizens. These citizens will become valuable assets to the City when a disaster occurs.

Significant Events

- On January 14, units from the Moreno Valley Fire Department including Division 4, Battalion 9A, Towngate Fire Engine 6, and Sunnymead Ranch Fire Engine 48 responded with CAL FIRE/Riverside County Fire Department and the Riverside County Sheriff's Department (RSO) to a wild-land fire on Mission Street in Jurupa Valley. The fire, which began as a two acre vegetation fire, quickly spread to numerous vehicles and eventually engulfed several mobile homes, single family dwellings, and out-buildings, spanning several blocks. The northeast winds were 10-20 mph with gusts to 40-50 mph.



Division 4 arrived on scene and established a Unified Command with RSO. A request was made for additional engines through master mutual aid, with units responding from throughout Riverside and San Bernardino Counties for

perimeter control and requested additional Battalion Chiefs for support. Fire Department resources quickly started an attack on all divisions and were able to work towards containment of the fire. RSO responded and started evacuations based on the objectives that were established by the Incident Command Team. A pre-school, an elementary school, community commercial businesses, and residential homes directly in the path of the fire all required immediate evacuation. Both schools initiated their emergency evacuations plans. Riverside County Office of Emergency Services and Red Cross assisted with the evacuation process.

At the height of the incident there were 28 Fire Engines, two Truck companies, two Hand Crews, one Hazardous Materials Team, seven Chief Officers, one Public Information Officer, one Safety Officer, and numerous other overhead positions. A total of 100 firefighters were assigned to this incident, which lasted for approximately 10 hours.

- On January 16, Moreno Beach Fire Engine 58, Morrison Park Fire Engine 99, Sunnymead Fire Engine 2 and Truck 2 responded to a traffic collision involving a vehicle and a single family dwelling. The driver of the vehicle suffered minor injuries and had an altered level of consciousness. The patient was transported by AMR to a local area hospital. The dwelling received minor damage to a possible non-load bearing wall. However, the resident's water source was damaged, which caused the displacement of two family members. A request was made for Building & Safety to respond to the location due to the potential structural damage and a follow-up assessment was conducted.



On January 20, Battalion 9A, Sunnymead Ranch Engine 48, Sunnymead Fire Engine 2 and Truck 2, as well as resources from CAL FIRE/Riverside County Fire, responded to a report of a person down on the “M” of Box Springs Mountain. Assistance was requested by the Incident Commander for Helicopter 301 to respond from CAL FIRE’s Hemet Ryan Air Field. Personnel from Engine 48 began the difficult hike from Hidden Springs Park towards the “M” while personnel from Engine 2 and Truck 2 attempted to access the reported victim from the repeater access road. As Moreno Valley Firefighters were making access, the helicopter located and made contact with the young patient.

The patient experienced minor to moderate injuries after sliding down the hillside approximately 30 feet from an improved trail. The patient was placed into an aerial hoist device while being treated for her injuries and was transported by helicopter to a local area hospital and transferred to ER staff. The use of Helicopter 301 saved the patient from a long, difficult, and painful trip down the

mountainside that would have taken up to two hours. The patient is expected to make a full recovery from the injuries.

- On January 22, resources from the Moreno Valley Fire Department responded to a report of a structure fire near Webster Avenue and Indian. Towngate Fire Engine 6 arrived on scene and located a small fire inside a detached garage that had been converted into a residence. The fire caused little to no damage to the structure or contents. The City's Building & Safety Division was requested to respond due to multiple code violations present inside the structure. A Building & Safety Inspector arrived on scene and assessed the building. The Inspector deemed the building unfit for people to occupy and red tagged the detached garage. The cause of the fire was determined to be arson. CAL FIRE/Riverside County Fire Prevention Arson Investigators with the assistance of the Moreno Valley Police Department located and detained a person of interest. This incident remains under investigation.
- On January 23, Moreno Valley Firefighters were called to the scene for a report of a vehicle versus a bicyclist collision in front of Rancho Verde High School. College Park Fire Engine 91 arrived on scene to find a solo bicyclist who was struck by a vehicle in front of the school. Moreno Valley Fire Department Paramedics initiated immediate advanced trauma life support care for the injured child. Patient care was transferred to AMR and the patient was transported to the local area hospital with minor to moderate injuries. The patient is expected to survive the injuries.
- On January 24, firefighters from the Moreno Valley Fire Department, CAL FIRE/Riverside County Fire, and the Moreno Valley Police Department responded to a reported structure fire in the Morrison Park Fire Station 99 primary response area that had possible trapped victims. The first arriving fire engine reported visible smoke from the second floor of an occupied two-story single family dwelling. Additionally, a victim was visible in the "Delta" side second story window. The company officer declared rescue mode and immediately entered the structure to rescue the victim seen in the second floor window. As the fire engine crew approached the door, a resident of the home was exiting the smoke-filled residence with the assistance of two neighbors. The engine crew continued into the structure in rescue mode since the victim could not confirm she was home alone.



A coordinated effort by both the fire department and local citizens resulted in one rescued victim and containment of the fire within thirteen minutes of dispatch. Fire department personnel treated the victim for smoke inhalation and minor

burns to the hands. The patient was transported by ground ambulance to a local area hospital. The resident is expected to fully recover from her injuries.

- On February 4, College Park Fire Engine 91 responded to a patient on ventilator support whose home had lost power. Upon arrival, the crew from Engine 91 was met by the personal care nurse who advised that the emergency generator for the home was not working. The Fire Captain from Engine 91 requested the Firefighter Paramedic obtain a portable generator from the fire engine and to supplement the power supply for the person's ventilator. While this occurred, the Captain and the Fire Apparatus Engineer began to diagnose why the emergency generator had failed and determined that the battery was dead. The crew attempted to jump start the generator with a car battery, but the generator would not start. Another series of tests was conducted by the Fire Apparatus Engineer and it was determined that a fuse was burned out. Once the fuse was replaced, the generator started and provided the necessary power to the house so that the ventilator could function properly.
- On February 4 at 10:30 p.m., Morrison Park Fire Engine 99 and Sunnymead Truck 2 were dispatched to Riverside County Regional Medical Center (RCRMC) for several people reported to be trapped in elevators. Engine 99 arrived at the hospital and determined the hospital was on emergency generator power due to a primary power outage in the area. The outage reportedly affected 781 customers of Southern California Edison, including the hospital. After approximately 45 minutes, 7 victims were rescued from the hospital's 8 elevators. Fortunately, none of the victims were patients and no one suffered any injuries.

After receiving updates from Southern California Edison that the estimated power restoral time would be extended, Office of Emergency Management Program Manager Alia Rodriguez responded to RCRMC to assist with contingency planning and the hospital's Emergency Operations Center functions. Alia continued to provide support to RCRMC in coordination with Riverside County Office of Emergency Services, Riverside County Public Health and SCE until the power was completely restored on the evening of February 5.

- On February 6, resources from the Moreno Valley Fire Department and the City of Beaumont responded to a reported traffic collision with fire on Westbound SR 60 east of Gilman Spring Road in Moreno Beach Fire Station 58 primary response area. The first arriving fire engine reported a two vehicle traffic collision with no fire blocking both lanes of westbound Highway 60. After further investigation, resources triaged three patients. The "Highway" Incident Commander requested that California Highway Patrol (CHP) close Eastbound Highway 60 at Gilman Spring Road including the northbound Gilman Springs transition to Eastbound Highway 60.

Through a coordinated effort, Riverside County Fire Department, CHP, and AMR were able to conduct traffic control, triage, treat and transport two patients within

50 minutes of dispatch. The efforts of CHP closing Highway 60 were essential as they allowed additional responding units to utilize opposing traffic lanes to quickly and safely reach the scene. Fire Department personnel continued to provide advance trauma life support care during transport to the local area hospital by AMR. The remaining patient was in moderate condition and transported by the next arriving ambulance to the local area hospital. The final patient was determined not to be injured.

PARKS & COMMUNITY SERVICES DEPARTMENT

ADMINISTRATION

Professional Development

Several staff will be attending the California Parks and Recreation Society Annual Conference in Ontario, Ca, March 3-7. The CPRS conference provides excellent resources for many recreational, sports, and facility programs.

PARKS PROJECTS

Conference and Recreation Center Parking Lot

The Conference and Recreation Center parking lot and Frederick St. entrance (District 5) underwent a two-coat sealing with a UV additive, to prolong its life. After the seal coat, the parking lot received two coats of paint for stall lines, arrows, and red curb. All this was performed on December 30 and 31, to minimize impact to the public.



Figure 1 - CRC Parking Lot BEFORE



Figure 2 - CRC Parking Lot AFTER

Rancho Verde Park

Rancho Verde Park (District 3) is in the design phase. This linear park is approximately three acres. Planned amenities include a picnic shelter, tables, benches, drinking fountain, multi-use trail, turf, shrubs, trees, and security lighting. This project is expected to take 18 to 24 months for design, approvals, and construction.

Bayside Park Play Apparatus

The design of the replacement play apparatus for Bayside Park (District 1) starts this month. The new apparatus will meet all current codes and is planned for completion by July.

Conference and Recreation Center Entrance

Two additional 8' planters have been ordered for the north wall of the Conference and Recreation Center (District 5). Anticipated timeframe for installation and planting is June.

Lasselle Sports Park

Lasselle Sports Park (District 4) remains at 99% complete. The remaining items are replacement landscaping and the switch to reclaimed irrigation. The contractor intended that these items be completed by the end of January. However with the 90-day maintenance period, delays have now pushed the opening timeframe to early summer

Celebration Park Playground

Modifications to Celebration Park (District 3) playground will start in March. Some components will be replaced under warranty. Additionally, the surface material will be replaced with synthetic turf.

Hound Town Dog Park

Turf, additional trees, sprinklers, and canine training equipment have been installed at Hound Town Dog Park (District 3). Over the summer, additional shade areas and benches will be installed.



Dog Park New Turf



PARKS MAINTENANCE DIVISION

Work Completed

- Trimmed palms at Bethune, Vista Lomas and Celebration Parks
- Repaired fence at March Skate Park
- Repaired Celebration Park playground
- Irrigated and turfing Dog Park
- Groomed Equestrian Center main arena for January events

Projects in Progress

- Replant planters at Towngate I Park (ongoing)
- Groom the Equestrian Center's main arena
- Overseed and fertilize sports fields (ongoing)
- Repair trail at Hidden Springs Paseo
- Replace damaged tables at Adrienne Mitchell, Morrison, and Weston Parks
- Add rubber and groom soccer fields at Community Park
- Top off playgrounds at Community, Adrienne Mitchell, Rock Ridge, and Patriot Parks with fibar wood fill
- Repair Celebration Park filters
- Repair high spots in concrete
- Install posts at Fairway and Ridgecrest Parks' restroom shelters (ongoing)
- Paint shelters at JFK and Bethune Parks (ongoing)
- Paint restroom at Bethune Park (ongoing)
- Irrigation checks in all parks
- Prepare for EMWD water inspections
- Install gates for access to tennis court at JFK, Pedrorena. and Bethune Parks
- Repair and replace lights at the skate park
- Repair fencing at March Soccer Field

Vandalism and Graffiti

Vandalism and graffiti have been reported at the following areas: Aqueduct Bikeway (\$372), Celebration Park (\$505), Community Park (\$292), El Potrero Park (\$155), JFK Park (\$542), Morrison Park (\$92), Rancho Verde Trail (\$418), Sunnymead Park (\$52), Towngate Park (\$33), Victoriano Park (\$22), Vista Lomas Park (\$79), and Weston Park (\$47) for a total of \$2,609. Staff hours were 63 hours, approximately 7.8 full-time work days.

Training

Training was provided to staff on the following subjects: "Preventing Trip and Slip Injuries" and "Pesticide Use."

Court Referrals

Court referrals performed a total of 360 hours during January, which equates to approximately 45 full-time work days.

Park Ranger Activity

In January, the Park Rangers patrolled 2,898 areas, had 6,376 public contacts, and reported 61 violations such as curfew, vandalism, parking, and alcohol violations in the parks.

RECREATION DIVISION

Special Event Permits

Recreation staff is currently processing two Special Event Permit applications. The Salvation Army and Valley Christian Church will be holding events at Moreno Valley Community Park in March and in April, respectively.

4th of July Family FunFest

Staff continues to coordinate the upcoming 4th of July Family FunFest and Independence Day Parade. An updated and more cost effective version of the event sponsorship packet has been created. Staff has begun seeking sponsorships. Meetings have been scheduled with KOLA to discuss event logistics and the continued partnership between the City and the radio station.

Recruitment

Recreation is working with Human Resources to recruit for recreation aides for upcoming summer programs including Valley Kids Camp, Time for Tots, and youth sports.

Time for Tots

The Time for Tots program returned from winter break on January 6 with several sessions filled to capacity. In addition to a creative curriculum, toddlers participated in special activity days including Mix-Match Day, Career Day, Pizza Mania Day, and Super Hero's Day during January.



Time for Tots Super Hero's Day



Time for Tots Super Hero's Day

Winter Valley Kids Camp

Winter Valley Kids Camp concluded on January 10 with 20 participants. They spent their vacations from school creating holiday and seasonal crafts, playing festive fun-filled games and activities, and making gifts for the holiday season. Staff is currently planning the Spring Break Valley Kids Camp, scheduled from March 24 to April 4.

Additionally, staff has secured venues for excursions taking place during the Camp's summer sessions.

Recreation Expo

A spike in registration was noted for several youth dance classes including Dance Explorations, Hip-hop, Ballet, and Ballet/Acro. Youth from these dance classes will participate in a Recreation Expo to be held on March 8 from 9:00 a.m. to 1:00 p.m. at the CRC. This free event will provide the community the opportunity to meet the Parks and Community Services' contract instructors as they gather free information regarding the department's youth and adult classes. There will be demonstrations, on-site registration, and a number of hands-on activities.

Sunshine Social Club

On January 29, the Sunshine Social Club participants held their annual Winter Formal. The event included food, festive decorations, dancing, and the crowning of the Sunshine Social King and Queen. Sunshine Social is a program held for developmentally challenged adults that averages 30 participants per month.



Sunshine Social Winter Formal



Sunshine Social Winter Formal

Spring Special Events

Recreation staff continues to plan and prepare for upcoming spring events scheduled during for April. These events include the Easter Egg Hunt, Bunny Brunch, Hop Down the Craft Trail, Spring Easter Chef's Workshop, and Spring Pet in the Park.

Sports

The All-Star Weekend, held in earlier this month, was a successful all-day event offered during the Winter Youth Basketball Season. It was made up of three Divisions:

- A Division for youth ages 12-13 years
- B Division for ages 10-11 years
- C Division for ages 8-9 years

Each division starts with a three competition segment. The three competitions consist of (1) Creative Lay-up/Dunk Contest, where one basket is lowered to 8 feet, (2) 3-Point Contest, and (3) two ball contest, in which participants pair up and have one minute to make as many baskets as possible from multiple locations with varying point values.

After the competitions were completed, the youth played the All-Star game, which consisted of east teams vs. west teams. All players qualified to participate in all three competitions, even those who are chosen for the All-Star Team.

SENIOR COMMUNITY CENTER

Events

- On January 7, the Senior Center held its second annual Sock Hop dance. The seniors danced to live singing by Donovan. Snacks and drinks were served to the 30 seniors in attendance. The event was sponsored by Destiny Home Care.
- The January Senior Birthday Party was celebrated on January 23. This event is sponsored by the Friends of Moreno Valley Senior Center, who provided a free meal and a box of candy. Miller Jones Mortuary donated the cake and ice cream.
- January 31 was the Big Game Pizza Party for the seniors, sponsored by Prime Care. Sixty-five seniors were in attendance.

Upcoming Events

February events include the Black History Month Celebration BBQ and the Valentine's Day Dance.

Income Tax Preparation

Income tax preparation by AARP began on February 3 and will continue through April 15, Monday through Friday from Noon to 4:00 p.m. Tax forms are completed at no charge for people with low to moderate income.

GRANT PROGRAM: "A Child's Place"

Grant Conference

"A Child's Place" staff will attend the 14th Annual Child Development Conference "Planning for the Future, Connecting Play to Learning" on March 15 at Cal Baptist University. Staff will receive "professional growth" hours for attending the all-day training and look forward to learning new methods of working with children.

Enrollment

Five new families have enrolled in the program since the start of the New Year.

Grant Staff

Staff welcomed a new Program Assistant.

POLICE DEPARTMENT

Citywide Camera System Update:

The Citywide Camera System is fully functional and recording video twenty four hours a day, Seven days a week. We currently have over 212 high-definition cameras throughout the City streaming live video back to the Police Department's monitoring room. The Citywide Camera System has assisted in solving or investigating a wide variety of crimes including, but not limited to the following: traffic accidents, hit and run accidents, thefts, stolen vehicles, shootings, robberies, burglaries, assaults, drug transactions, homicides and locating at-risk missing persons. From April 2013 to January 2014, the Citywide Camera System assisted in the investigation of approximately 172 crimes. We are actively recruiting and training Police Department volunteers on running the new camera system. We currently have 17 volunteers trained on the Citywide Camera System, along with 80 Police Department personnel. The Police volunteers are manning the system at various times throughout the day and night accompanied by light duty Moreno Valley Police Officers.

Community Services Recruiting Volunteers:

The Community Services Unit with the Moreno Valley Police Department is continuing to actively recruit Moreno Valley Citizens to become volunteers. Volunteers work a variety of assignments including the following:

- Citizens Patrol - Uniformed high visibility patrol in marked patrol units
- Anti-Graffiti Patrol - Non uniform patrol in unmarked vehicles to assist in surveillance and reporting of graffiti vandals
- Front Office Assistant - Assist front office personnel with day to day activities
- Incident Call Out - Respond to major incidents within the city to assist with perimeter security, road closures, and searching for lost hikers/missing persons
- City Wide Camera System – Monitor call board and review related camera angles to assist with gathering information on calls for service, proactive monitoring of parks and problem or high crime areas

We have completed background checks on several new volunteers and have several more in the background process, which will increase our volunteer forces by approximately 25 percent. The Community Services Unit will continue to actively recruit highly qualified volunteers to assist the Moreno Valley Police Department in providing valued service to the citizens of Moreno Valley.

Problem Oriented Policing (POP) & Special Enforcement Team (SET):

Our Special Enforcement Teams were very busy this past year. POP and SET conducted several operations and programs to arrest individuals and lower crime throughout the City. The end-of-year statistics were very impressive even with the reduced staffing at mid-year. SET had a combined 1,335 felony arrests and 791

misdemeanor arrests. They served more than 240 search warrants and recovered over \$200,000 in stolen property. A large quantity of various types of narcotics was seized and more than 135 stolen firearms recovered. SET also conducted over 40 presentations within the community, educating the public and answering questions.

Case of the Month:

In early January, MVPD officers responded to the Riverside County Regional Medical Center in the City of Moreno Valley, reference an infant suffering from major internal and exterior injuries. Officers made contact with the parents who reported that the infant had fallen causing the injuries. Officers met with the doctor who provided a detailed description of the injuries which were consistent with blunt force trauma and not consistent with a fall. The residence was immediately locked down to preserve any evidence, which might better tell the story of what occurred. MVPD investigators responded and assumed the investigation.

Investigators further interviewed the father who provided them with an alternate account of the incident. The father provided investigators with a location where he was assaulted while walking his infant in a stroller. During the assault, the infant was dumped out of the stroller causing the injuries. The father provided investigators with a detailed description of the suspects and the vehicle they left in. Investigators realized there was a surveillance camera located at the location where the incident supposedly occurred. Our investigators viewed the Citywide Camera System and could not locate any such incident or the father walking with the infant in the area. Investigators searched several camera views in the area and could not locate a vehicle matching the description given. After being confronted by the investigators, the father provided an additional story regarding how the infant was assaulted after they returned home and the assailant broke into their home.

Investigators continued to investigate the incident and were able to determine the additional story provided was false. Investigators searched the residence for evidence, looked at additional video and attempted to locate any witnesses to confirm the story given by the parents on how the juvenile sustained the injuries. After this lengthy investigation, they were able to determine that both parents were lying. Investigators subsequently arrested and booked both parents for corporal injury to a child and child endangerment.

PUBLIC WORKS DEPARTMENT

Capital Projects

City Hall First Floor Public Restrooms Remodel

ENL Service Inc. started construction on December 26, 2013 for the two first floor public restrooms located inside of City Hall's main entrance area. The remodeled restroom area was designed to match the décor of the second floor public restrooms, which were recently remodeled to comply with the Americans with Disabilities Act standards, to include sanitary touch-free fixtures.

The plumbing modifications and electrical work in both restrooms were completed during City Hall's holiday closure in an effort to minimize the loudest portion of the demolition. Reconstruction is continuing, and every effort is being made to minimize the noise, untidiness, and inconvenience. If you have any questions or complaints about the construction, please contact Guy Pegan at extension 3115.

Capital Projects would like to express its appreciation to all City staff and the public, for accommodating the inconveniences that result from working around construction. The contractor is expected to complete construction by February 26. Signs have been posted directing staff and the general public to use the Council Chamber lobby restrooms while the City Hall main lobby floor restrooms are under construction.



Tile Work: In Progress

Moreno Master Drainage Plan Line "F", Stage 2 Channel Project

Construction of the Line F, Stage 2 channel, that crosses Nason Street approximately 900' north of Iris Avenue, has been completed. During the past months the contractor has graded the channel, installed 4,500 linear feet of channel invert, completed over 9,000 linear feet of channel concrete walls with 7 junction structures, and a 33" sewer modification.

The purpose of the junction structures is to connect to the existing and future Riverside County Flood Control and Water Conservation District (RCFC & WCD) drainage facilities. The contractor, Bedon Construction, Inc. (Bedon), is finalizing the access maintenance roads and security fencing. Completion of the project is expected sometime in mid-February, weather permitting.

City staff has coordinated with Bedon, Eastern Municipal Water District, and RCFC & WCD on the construction project. The project has been funded with Storm Drain Area Drainage Fees allocated by RCFC & WCD. Upon completion, RCFC & WCD will take over the ownership and maintenance of the improvements.

This project will complete a majority of the public infrastructure in the City Center area, help reduce the flood insurance rates for adjacent property owners, aid the City to promote and attract new development, and continue to build upon the expansions underway by surrounding medical facilities.



Looking East Upstream from the Channel Outlet



Upstream at the Channel Inlet

Wayfinding Signs Project

This project involved the fabrication and installation of 33 signs by Fusion Sign & Design (Fusion). The installation of the 6 “Welcome to Moreno Valley” signs at key entrance points, primarily at or near major freeway off-ramp locations, has been completed. The 27 directional signs have also been installed at various key locations along major roadways to direct the community and visitors to an assortment of public buildings and sites, to include: Civic Center, Animal Shelter, Library, Corporate Yard, Social Security office, March ARB, and the Post Office.

Some of the “Welcome to Moreno Valley” signs are installed near the City limit line facing eastbound traffic. These new signs welcome visitors into the City’s commercial center where they can enjoy the Moreno Valley experience. The pictures below are typical of the new welcome and wayfinding signs that were recently installed.



Welcome Sign



Directional Sign

Hemlock Avenue and Graham Street Improvements

The construction of the Hemlock Avenue and Graham Street Improvements is scheduled to start in early March 2014. This project includes the construction of curbs, gutters, sidewalks, and driveway approaches along Hemlock Avenue, from Graham Street to David Place, and Graham Street, from Hemlock Avenue to David Lane, which currently do not fully exist. The project also includes removal and construction of asphalt concrete pavement for Hemlock Avenue and Graham Street within the project’s limits and miscellaneous street improvements for this CDBG target area. The construction is to be completed by end of May 2014.

State Route 60/Nason Street Overcrossing Bridge

The contractor has substantially completed the bridge and sound wall. The westerly (ultimate) sidewalk on Nason Street and on the bridge has been completed. The

contractor installed all the bridge decorative lights and is working on the decorative base plates. In early February, the four pilaster towers are being coated with a special class finish to give them a smooth, uniform appearance. Once finished, the full-color 4-foot diameter City seal emblems will be attached to each pilaster, for a total of 16 on the project, so they are visible from all directions. In late January and early February, the contractor applied a slurry seal coating on Nason Street, in order to provide a uniform wearing surface. Remaining roadway work through early March includes installing signal poles in their final positions as well as “audible” pedestrian crossing system. The contractor is also expected to start in multiple areas throughout the interchange on the hardscape, consisting of multiple colored concrete bands, mulch, and irrigation. The contractor will also pave Elder Avenue from Nason Street to Falcon Lane, which will repair any damage from recent construction, as well as significantly improve the condition of the street. The final plantings will follow in April and May 2014.



Civic Center Site Improvement (Exterior) Phase II

The Civic Center Site Improvement Project Phase 2 is being constructed to enhance the City Hall Entrance. The project consists of:

- Demolition of the existing plaza hardscape.
- Reconstruction of the plaza concrete.
- Installation of new permeable concrete paver surfaces and colored concrete.
- Removal of existing trees, shrubs, landscape lighting.
- Installation of new trees, planting, concrete seat walls.
- Retrofitting of existing irrigation and new landscape lighting.
- Demolition of the existing trash enclosure in the adjacent parking lot.
- Constructing a new concrete masonry unit, a cement stucco plaster faced trash enclosure with pre-finished metal roof and steel gate in the adjacent parking lot to improve traffic circulation at the Civic Center area.

The construction contract for Civic Center Site Improvement was awarded to Principles Contracting, Inc. at the January 14 City Council meeting. Construction is proposed in three phases to minimize the impact to City Hall public access. The first phase began with construction of the new trash enclosure. Project Construction will end by June, weather permitting.

Citywide Pedestrian Enhancements



Before: Southwest Corner of Indian Street and Manzanita Avenue

The Citywide Pedestrian Enhancements project is aimed at improving the pedestrian experience for all users through the installation of Americans with Disabilities Act (ADA) compliant access ramps, sidewalk, pedestrian push buttons, and appurtenances at 11 locations (28 ramps) throughout the City. The project also realigned Manzanita Avenue and included the installation of new crosswalks, thereby increasing the safety of children en route to school. The project sites were selected from the City's Public Right of Way Access ADA Transition Plan priority list and from requests by disabled residents.



After: Completed Installation of ADA Compliant Access Ramp, Sidewalk and Roadway Realignment at the Southwest Corner of Indian Street and Manzanita Avenue

PTM General Engineering Services, Inc. (PTM) completed the construction of all 28 ramps to comply with ADA requirements and the realignment of the Manzanita Avenue and Indian Street intersection. Staff is currently in the process of issuing a Notice of Completion now that all punch list items have been addressed by PTM.

This important project is made possible by a matching grant from the Riverside County

Transportation Commission (RCTC) SB 821 Bicycle and Pedestrian Facilities Program (SB 821 grant) with local match from Measure A and Gas Tax funds. As a cost saving measure, the project was designed in-house by Capital Projects Division staff.

Cactus Avenue Eastbound 3rd Lane Widening Project From Interstate 215 Eastbound Off-Ramp to Veterans Way

The Cactus Widening Project will expand approximately 3,400 linear feet of Cactus Avenue from I-215 northbound off-ramp to Veterans Way. The majority of the work will be adding an eastbound third lane along the southerly edge of Cactus Avenue. The proposed work includes:

- Construction of street improvements
- Traffic signal modifications
- Pavement markers and striping
- Drainage improvements and retaining walls

This project is made possible with the use of Development Impact Fee (DIF) Funds and a State-Local Partnership Program (SLPP) grant successfully obtained by staff, totaling \$1,120,000.

The Notice to Proceed for construction was issued to Vance Corporation (Vance) on January 9. The City authorized the project to proceed upon confirmation that all preconstruction requirements were met by the contractor, including completion of the posting of the Storm Water Pollution Prevention Plan (SWPPP) onto the California “Storm Water Multiple Application & Report Tracking System” (SMARTS) website. The posting of the SWPPP to the SMARTS website was required prior to the commencement of grading.



Construction of a culvert located south of the existing second lane on Cactus Avenue between Elsworth Street and Veterans Way, which will ultimately be widened to add a third lane to increase the level of service during peak traffic congestion times.

Vance has commenced construction on two culvert drain systems located under Cactus Avenue which need to be extended to make way for the additional lane along Cactus Avenue. Upon completion of the work on the culvert drain systems, the contractor will start replacing some of the access ramps along the north side of the the street to comply with ADA requirements.

Electric Utility Division

Update to Energy Efficiency Program

The Energy Audit and Direct Installation Program for our small to medium sized business customers consists of an energy audit and the installation of items such as energy efficient lighting, programmable thermostats, and weatherization seals. This program is designed to help our customers save energy and reduce their electric bills.

To date, 14 businesses have participated in this program, have had 341 energy efficiency measures installed, and are saving a total of 35,851 kWh per month. Energy efficiency measures that have been installed include motors for freezers and coolers, lighting, dark reflective window film, and motion sensors for lighting. Moreno Valley Utility would like to express its appreciation to: Alberto's Mexican Food, House of Beauty, Quizno's, Angels Nails & Spa, Meli Van Natta, MeMe Nails and Spas, Sushi Kinoya, Elegant Nail Spa, Moreno Valley Fitness, Armando Mexican Restaurant, Juice It Up, Smoke Shop M&P, Jack In The Box, and China One Restaurant.

Update to Ice Bear Program

Moreno Valley Utility (MVU) recently completed a pilot program involving the installation of Ice Bear thermal energy storage units at customer sites to help them shift their peak air conditioning energy consumption without sacrificing cooling. MVU partnered with Ice Energy and Weingarten Stoneridge to install Ice Bear units at Kohl's, T-Mobile, Round Table Pizza, Bob's Big Boy, Subway, Supercuts, See's Candy, and Visterra Credit Union. The project will reduce the utility's peak demand by 100 kW. MVU is grateful to Weingarten Stoneridge for their partnership in this program.

Transportation Division

Mobile Source Air Pollution Reduction Committee Grant

In September 2013, as an element of their Fiscal Year 2013-2014 Work Programs, the Mobile Source Air Pollution Reduction Committee (MSRC) issued a call for projects under the Local Government Match program. Public Works responded with a proposal for funding of a new street sweeper, the installation of Electric Vehicle (EV) charging infrastructure, and the installation of bicycle infrastructure. The proposed projects have a combined total estimated cost of \$489,805 of which \$105,000 was requested from the MSRC funding program. Through a highly competitive evaluation process with other agency project submittals, the City of Moreno Valley was selected to receive funding for the full amount requested.

The major elements of the proposal are to stripe class II bike facilities within existing roadways, install bike racks at various businesses along Sunnymead Boulevard, install EV charging infrastructure within the City Hall parking lot, and purchase a new street sweeper fueled by Compressed Natural Gas (CNG). All these elements are expected to help meet the goals and objectives of the program by improving air quality in the South Coast Air Quality Basin.

Riverside County Transportation Commission Multi-funding Call for Projects

In September 2013, the Riverside County Transportation Commission (RCTC) issued a call for projects under the Multi-funding grant program. Project monies were made available from the Congestion Management and Air Quality (CMAQ), Surface Transportation Program (STP), and Measure A Regional Arterial (MARA) funding programs. Public Works responded with multiple applications for funding of primarily new construction projects at locations throughout the City. A total of 55 projects

requesting a total of \$282 million were received by RCTC under this call for projects. The Technical Advisory Committee (TAC) consisting of public works professionals from jurisdictions around the county evaluated the proposals and made the comprehensive recommendations for funding to the Commission. Through an extremely competitive evaluation process, the City of Moreno Valley was selected to receive funding for the following locations / amounts:

• Transportation Management Center Phase 1B communication	\$2,031,700
• Dynamic Traveler Alert Message Boards	\$340,500
• Preliminary Design of Aqueduct Trail (PA&ED)	\$340,000
• Preliminary Design of SR-60 / Theodore Interchange (PA&ED)	\$964,000
• Cactus Avenue Widening / Signal Synchronization	<u>\$1,527,500</u>
TOTAL GRANT FUNDING:	\$5,203,700